

o MUSICcityCOUNSELOR

Thank you for  
your purchase!



I so appreciate when you take the  
time to leave feedback on your  
on my TpT store. It helps my small  
business grow and earns you  
credits towards future purchases!

★★★★★ Extremely satisfied

let's connect!



For helpful ideas and free resources,  
check out my website!  
please

o [www.musiccitycounselor.com](http://www.musiccitycounselor.com)

# ASCA Mindsets & Behaviors:

## Mindsets:

- M 3: Positive attitude toward work and learning.
- M 6: Understanding that postsecondary education and life-long learning are necessary for long-term success.

## Behaviors:

- B-LS 7: Long- and short-term academic, career, and social-emotional goals.
- B-SMS 5: Perseverance to achieve long- and short-term goals.

# Printables DIRECTIONS:

**This lesson will take approximately 45 minutes to teach.**

## **Recommended Sequence:**

- Review the PowerPoint or digital for Google Slides™ presentation
- Review the vocabulary cards
- Complete any of the included worksheets, mini coloring book, or coloring pages that you choose
- Display the posters in your space.
- (If you'd like, you can decorate your door or bulletin board with the decorations included in the zip file!)

## **PowerPoint Presentation:**

As you review the PowerPoint, it would be wonderful for you to share your own college experiences with students and encourage them to share what they know! You can bring in photos of yourself at college/graduation, your college banner, your diploma – any props that would help make college more real and relatable for your kids! You can even take them on a virtual tour of your college! Please show students an image of your school mascot and your own college mascot (and other examples of college mascots, if you're able) when teaching about mascots. Due to copyright issues, I was not able to include images of any real college mascots in this presentation!

**Directions for the digital for Google Slides™ presentation are included in the zip folder!**

# **Printables DIRECTIONS:**

## **Differentiated Worksheets:**

These worksheets give students the chance to use their imagination and creativity to design their own college and mascot! I encourage students to not use a preexisting college or mascot but to think outside the box and create their own. The pages are differentiated for K-1<sup>st</sup>, 2<sup>nd</sup>, and 3<sup>rd</sup> – 5<sup>th</sup> grades so please select the pages that best suit your students' needs and abilities. If students run out of room they can continue writing on the back. Each page has a blank square for students to express themselves through art/drawing. You can choose to have students complete all 3 pages and make this into a little college book using the included cover. Or, if time is limited, you can choose 1-2 pages for students to complete. Before printing, please be intentional about which pages you select to print so that you only print the pages you need. Enjoy!

## **Mini Coloring Book:**

This is a half-sheet coloring book (to save trees). I recommend printing it double-sided, cutting it down the middle, and stapling it in the corner.

## **Coloring Pages:**


Two types of coloring pages are included: one for all students that says, "I can go to college!" and one that is specific to each grade level's future graduation year.

**Directions for the bulletin board/door decorations are included in the zip folder!**




Posters

I can go to  
COLLEGE!



I can go to


COLLEGE!





I can go to

COLLEGE!





# Future College GRADUATE!



# Vocabulary Cards

# College

A school that grown-ups go to for 2 or 4 years. College helps us get ready for our career!



© Music City Counselor

# Career


A job that we dream to be when we grow up. College teaches us the skills we need for our career!



© Music City Counselor

# Dorm

A building where college students live. Students sleep, study, eat, and make friends in their dorm.



© Music City Counselor

# Roommate


A friend that a college student shares their dorm room with.



© Music City Counselor

# Professor

Teachers that teach college classes.



© Music City Counselor

# Major

The main subject that you choose to study. What you learn helps prepare you for your career!



© Music City Counselor

## Minor



Another subject that you choose to study in addition to your major. It offers some extra learning and knowledge for your career.

© Music City Counselor

## Scholarship

Free money to help pay for college that you can earn for your grades, sports, and talents!



© Music City Counselor

## Mascot



A person, animal, or thing that brings good luck to a sports team.

© Music City Counselor

## Graduate


When we finish all of our college classes and earn our diploma.



© Music City Counselor

## Diploma

A special certificate that you earn when you finish college.



© Music City Counselor

## Cap and Gown




A robe and stiff square hat that you wear to your graduation ceremony.

© Music City Counselor



# College

A school that grown-ups go to for 2 or 4 years. College helps us get ready for our career!



© Music City Counselor

# Career


A job that we dream to be when we grow up. College teaches us the skills we need for our career!



© Music City Counselor

# Dorm


A building where college students live. Students sleep, study, eat, and make friends in their dorm.



© Music City Counselor

# Roommate


A friend that a college student shares their dorm room with.



© Music City Counselor

# Professor


Teachers that teach college classes.



© Music City Counselor


# Major

The main subject that you choose to study. What you learn helps prepare you for your career!



© Music City Counselor

## Minor




Another subject that you choose to study in addition to your major. It offers some extra learning and knowledge for your career.

© Music City Counselor

## Scholarship

Free money to help pay for college that you can earn for your grades, sports, and talents!



© Music City Counselor

## Mascot




A person, animal, or thing that brings good luck to a sports team.

© Music City Counselor

## Graduate


When we finish all of our college classes and earn our diploma.



© Music City Counselor


## Diploma

A special certificate that you earn when you finish college.



© Music City Counselor

## Cap and Gown



A robe and stiff square hat that you wear to your graduation ceremony.

© Music City Counselor


Kindergarten &

1<sup>st</sup> Grade

Worksheets:

Name: \_\_\_\_\_

# My COLLEGE Book





Name: \_\_\_\_\_

# My College



## University

My college looks like this:

A large, empty rectangular box with a thick black border, intended for a student to draw their college. The box is centered on the page and takes up most of the lower half of the worksheet.

Name: \_\_\_\_\_

# My Mascot




My college mascot's name is:

\_\_\_\_\_

My college mascot looks like this:

A large, empty rectangular box with a thick black border, intended for a student to draw their college mascot. The box occupies the lower half of the page.

Name: \_\_\_\_\_




# I will GRADUATE!

I will graduate from college in the year:

\_\_\_\_\_

Here is a picture of me in my cap and gown:



# 2<sup>nd</sup> Grade Worksheets:



Name: \_\_\_\_\_

# My COLLEGE Book



Name: \_\_\_\_\_



# My College

My college is called \_\_\_\_\_ University.

My college is located in \_\_\_\_\_.

My college colors are \_\_\_\_\_.

Students love my college because \_\_\_\_\_

**My college looks like this:**

A large, empty rectangular box with a thick black border, intended for a student to draw a picture of their college. The box occupies the lower half of the page.

Name: \_\_\_\_\_

# My Mascot



My mascot is named \_\_\_\_\_

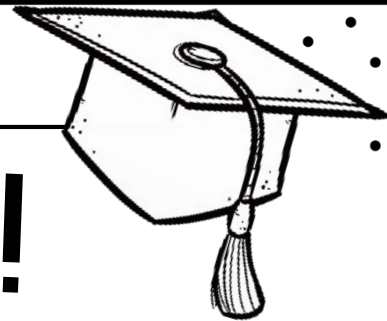
My mascot is a \_\_\_\_\_.

Students love my mascot because \_\_\_\_\_

My mascot looks like this:

A large, empty rectangular box with a thick black border, intended for a student to draw their mascot. It occupies the lower half of the page.

Name: \_\_\_\_\_



# I will GRADUATE!


College will help me achieve my dreams!

I will graduate from college in the year \_\_\_\_\_.

I would like to major in \_\_\_\_\_.

When I grow up I'd like to be a \_\_\_\_\_.

Here is a picture of me in my cap and gown:




3<sup>rd</sup> – 5<sup>th</sup> Grade

Worksheets:

Name: \_\_\_\_\_

# My COLLEGE Book



Name: \_\_\_\_\_



# My College

Let's make up our own college!

Please write a paragraph that answers these questions:

- What is the name of your college?
- Where is your college located?
- What are your college's colors?
- What do students like best about your college?

---

---

---

---

---


---

My college looks like this:

A large, empty rectangular box with a thick black border, intended for a student to draw a picture of their college. It occupies the bottom half of the worksheet.

Name: \_\_\_\_\_

# My Mascot



Let's make up our own mascot!

Please write a paragraph that answers these questions:

- What is the name of your mascot?
- Is your mascot an animal, person, or thing?
- What is a special cheer or chant that your mascot says?
- What do students like best about your mascot?

---

---

---

---

---


---

My mascot looks like this:

A large, empty rectangular box with a thick black border, intended for a student to draw their mascot. The box is positioned below the text 'My mascot looks like this:' and occupies the lower half of the page.



Name:




# I will GRADUATE!

## Let's imagine you as a future college graduate!


**Please write a paragraph that answers these questions:**

- In what year will you graduate college?
- What would you like to major in? Why?
- What do you imagine will be your favorite part about college?
- What career would you like to pursue when you grown up? How will college help you get there?




# Mini Coloring Book

# LET'S EXPLORE COLLEGE!




Name \_\_\_\_\_

# LET'S EXPLORE COLLEGE!




Name \_\_\_\_\_


College is a school that grown-ups  
go to for 2-4 years.




College is a school that grown-ups  
go to for 2-4 years.



College teaches me what I need  
to know for my career!



College teaches me what I need  
to know for my career!



When I grow up I want to be a...

\_\_\_\_\_  
College can help me get there!

When I grow up I want to be a...


\_\_\_\_\_  
College can help me get there!



In college I will live in a dorm with  
a roommate!



In college I will live in a dorm with  
a roommate!





I will study hard so I can have a  
bright future!





I will study hard so I can have a  
bright future!



Some day I will graduate and earn  
a diploma!



Some day I will graduate and earn  
a diploma!



# Coloring Pages


Name: \_\_\_\_\_

# I CAN GO TO COLLEGE!



Name: \_\_\_\_\_


# FUTURE COLLEGE GRADUATE! CLASS OF 2028






Name: \_\_\_\_\_

# FUTURE COLLEGE GRADUATE! CLASS OF 2029




Name: \_\_\_\_\_

# FUTURE COLLEGE GRADUATE! CLASS OF 2030




Name: \_\_\_\_\_

# FUTURE COLLEGE GRADUATE! CLASS OF 2031




Name: \_\_\_\_\_

# FUTURE COLLEGE GRADUATE! CLASS OF 2032



Name: \_\_\_\_\_


# FUTURE COLLEGE GRADUATE! CLASS OF 2033






Name: \_\_\_\_\_

# FUTURE COLLEGE GRADUATE! CLASS OF 2034




Name: \_\_\_\_\_

# FUTURE COLLEGE GRADUATE! CLASS OF 2035



Name: \_\_\_\_\_


# FUTURE COLLEGE GRADUATE! CLASS OF 2036



Name: \_\_\_\_\_


# FUTURE COLLEGE GRADUATE!

## CLASS OF 2037




Name: \_\_\_\_\_

# FUTURE COLLEGE GRADUATE! CLASS OF 2038



Name: \_\_\_\_\_


# FUTURE COLLEGE GRADUATE! CLASS OF 2039






Name: \_\_\_\_\_

# FUTURE COLLEGE GRADUATE! CLASS OF 2040




Name: \_\_\_\_\_

# FUTURE COLLEGE GRADUATE! CLASS OF 2041




Name: \_\_\_\_\_

# FUTURE COLLEGE GRADUATE! CLASS OF 2042




Name: \_\_\_\_\_

# FUTURE COLLEGE GRADUATE! CLASS OF 2043




Name: \_\_\_\_\_

# FUTURE COLLEGE GRADUATE! CLASS OF 2044



Name: \_\_\_\_\_

# FUTURE COLLEGE GRADUATE! CLASS OF 2045



# TERMS OF USE:

## YOU MAY ...

- Make copies for the purchaser's classroom AND share copies with other educators within their school building
- Reference (without distribution) this product in blog posts, seminars, professional development workshops, or other such venues provided there is both credit given to myself as the author and a link back to my TpT store included in the post/presentation

## YOU MAY NOT ...

- Claim the work as your own, alter the files in any way, or remove/attempt to remove the copyright
- Share this product with educators outside of your school building
- Repackage, sell, or giveaway this product to others
- Offer to share this product anywhere on the internet as a download or copy



Please contact me any time at [laura@musiccitycounselor.com](mailto:laura@musiccitycounselor.com) with questions, suggestions, resource requests or comments! I'd love to hear from you!

This resource was made possible

by:

